

Name _____

Date _____

Basic Function Tables - Independent Practice Worksheet

Complete the fraction table for each equation.

1. $y = x - 7$

x	y
2	
5	
-1	
7	
3	

2. $y = x - 3$

x	y
8	
2	
-2	
9	
1	

3. $y = x - 4$

x	y
3	
6	
-7	
4	
2	

4. $y = 7x - 3$

x	y
6	
5	
-9	
1	
2	

5. $y = 4x - 2$

x	y
9	
2	
-6	
3	
4	

6. $y = 8x - 5$

x	y
3	
5	
-2	
1	
4	



Name _____

Date _____

7. $y = -3x$

x	y
-3	
2	
8	
-1	
4	

8. $y = -2x$

x	y
-9	
5	
2	
-5	
-3	

9. $y = -9x$

x	y
-1	
2	
3	
-4	
8	

10. $y = -6x$

x	y
-5	
4	
3	
-1	
2	



Name _____

Date _____

Functions as Inputs and Outputs - Independent Practice Worksheet

Complete all the problems. You will need scrap paper and graph paper.

1. Graph this function:

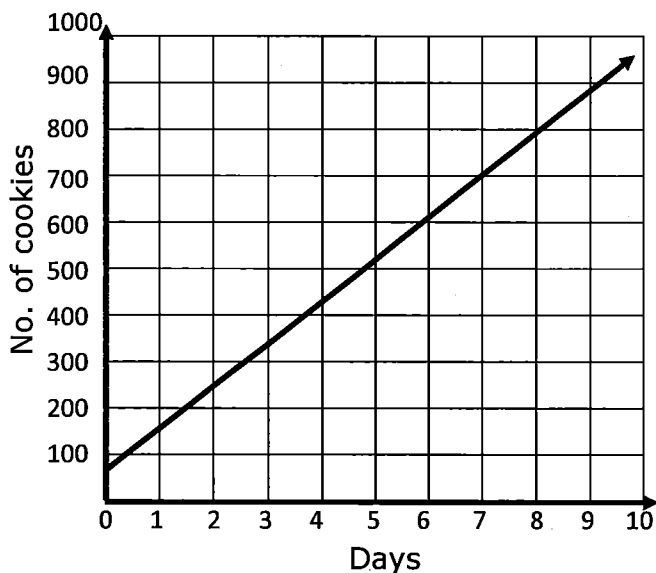
x	0	1	2
y	0	-2	-4

Click to select points on the graph.

2. Complete the table.

$f(x) = 2x + 5$	x	-2	-1	1	2
	f(x)				

3. This graph shows how many cookies Julia makes over 9 days.



How many cookies will Julia make in 7 days?



Name _____

Date _____

4. Graph this function:

x	0	-2	-4
y	0	1	2

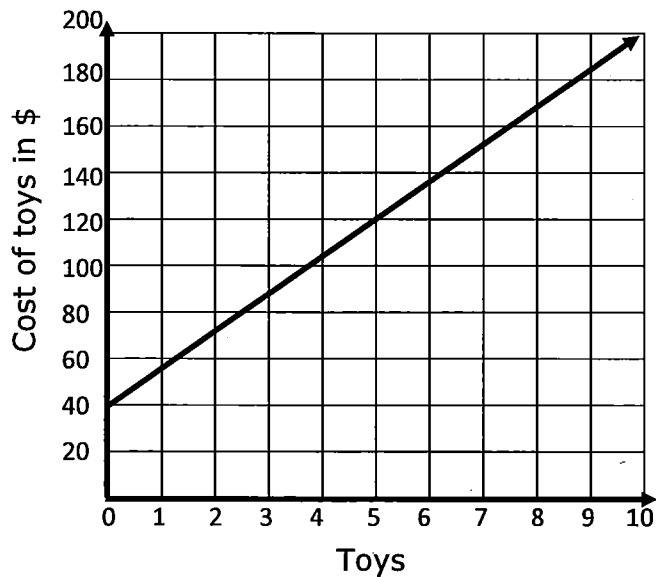
5. Complete the table.

$f(x) = x+3$	x	-3	-1	1	3
	$f(x)$				

6. Graph this function:

x	0	-1	-2
y	0	4	8

7. This graph shows how much money Jack spent on toys.



If Jack purchases 5 toys, how much money will he spend?



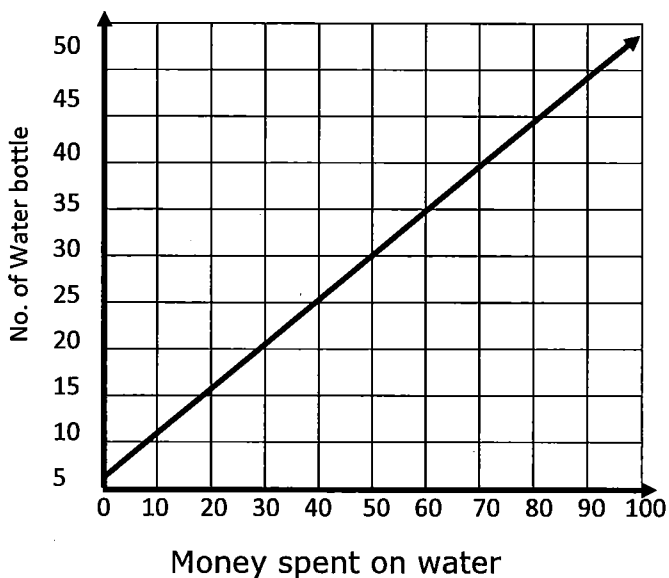
Name _____

Date _____

8. Complete the table.

$f(x) = x - 2$	x	-6	-1	1	6
	$f(x)$				

9. This graph shows how much money Aylin spent on water bottles.



If she buys 25 water bottles, how much money will she spend?

10. Complete the table.

$f(x) = 6x$	x	-7	-1	1	7
	$f(x)$				

